

MARGARITA 24"

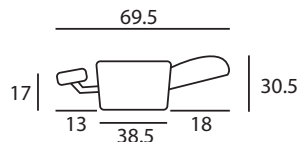
Seating configurations and dimensions.

Please note that these renderings are designed to provide you with estimated space requirements.

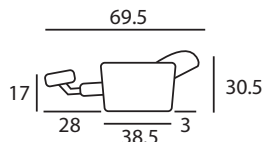
Continental Seating products are hand crafted and variations from standard dimensions and appearances can occur.

NOTE: Power mechanisms will raise seat height approximately 2 inches. Power mechanisms DO NOT recline as far back as the standard and wallsaver mechanisms.

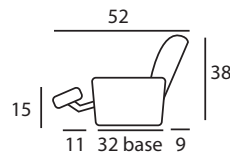
Margarita 24" Black leather with Black Anodized cupholders and Manual Wallsaver mechanism.



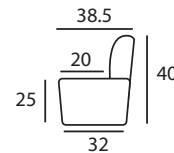
"Margarita 24"
STANDARD Recliner Mechanism



"Margarita 24"
WALLSAVER Recliner Mechanism



"Margarita 24"
Partially Reclined

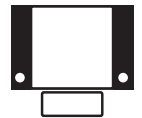


"Margarita 24"
Side View

H: 40
D: 38.5 Seat: 24
W: 65.5

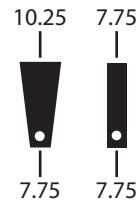


2 Arm Loveseat



2 Arm Recliner

H: 40
D: 38.5 Seat: 24
W: 41



H: 40
D: 38.5 Seat: 24
W: 73.5

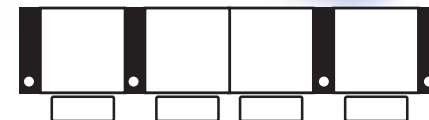


2 Seat Straight



2 Seat Curve

H: 40
D: 38.5 Seat: 24
W: 76




4 Seat Straight Love-Nest

H: 40
D: 38.5 Seat: 24
W: 131

H: 40
D: 38.5 Seat: 24
W: 106

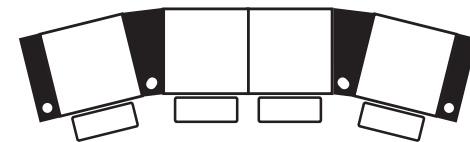


3 Seat Straight



3 Seat Curve

H: 40
D: 38.5 Seat: 24
W: 111




4 Seat Curve Love-Nest

H: 40
D: 38.5 Seat: 24
W: 136

H: 40
D: 38.5 Seat: 24
W: 139



4 Seat Straight



4 Seat Curve

H: 40
D: 38.5 Seat: 24
W: 147

This is a sample representation of the most popular seating configurations & dimensions to help you prepare your order. You can arrange seating in any configuration you desire! **Note: When calculating the Margarita configurations, due to its base, use the measurement of 25 inches per seat.**



CONTINENTAL
SEATING
THEATER • ENTERTAINMENT • MULTIMEDIA
A Division of Vintage Leather